



Montana Teen Driver Education and Training

Module 3.4.1 Bicycle Awareness



Share the road. Drive with courtesy.




Drivers can cross the yellow centerline to pass a person on a bicycle. Slow down and wait until it is safe to pass.

MCA 61-8-326

Montana law requires motorists to
operate their vehicles in a
careful and prudent manner
without endangering the
life, limb, property or other rights of
people entitled to use the highways.

MCA 61-8-302

Share the lane, move over or slow?




Consider

- Lane width
- Pavement conditions
- Frequency of intersections and driveways
- Sight line obstructions
- Speed of traffic – faster traffic requires more passing clearance and greater lane width to safely share

<https://cyclingsavvy.org/lane-width-space/>

Space Required for Safe Passing

Bus, truck, van and large SUV drivers should not pass within the same lane as a bicyclist.



SAME ROADS

CYCLISTS, please...

- Ride with traffic, on the correct side of the road
- Stop at stop lights and stop signs
- Ride as far to the right as safety allows
- Ride single file
- Wear your helmet
- Use your mirror
- Signal your turns
- Ride predictably, in a straight line
- Use lights at night



SAME RULES

MOTORISTS, please...

- Swing wide of cyclists by at least 5 feet
- Slow down when passing bicyclists
- Don't honk
- Look for bikes before opening car doors
- Watch for cyclists dodging obstacles
- Be patient



SAME RIGHTS




2013

See Bicycle Traffic
[MCA 61-8-605](tel:618605)



3-Way Street



<https://vimeo.com/24572222>

Driver-Bicyclist Safety Quiz



1. In what direction should a bicyclist ride?

- A. Ride against the traffic.
- B. Ride with the traffic.
- C. Depends on whether it's a one-way or two-way street.
- D. It doesn't matter which direction a bicyclist rides.

B. Ride with the traffic.

The bicyclist will:

- be more visible
- be more predictable
- sometimes move at similar speed as vehicles.

And it's the law.

2. What is a safe distance for drivers to pass a bicyclist going in the same direction?

- A. One or two feet.
- B. More than five feet.
- C. At least 10 feet.
- D. 15 feet or more.

B. More than five feet.

- The bicyclist needs space for possible road obstructions.
- Children may be unpredictable and need even more than five feet.

3. When a driver approaches a bicyclist from the rear, what should he do?

- A. Blast the horn.
- B. Race the engine.
- C. Shout at the bicyclist.
- D. None of the above.

D. None of the above.

- Any of these can distract a cyclist and may cause a crash.
- These options are neither courteous or considerate.

4. Where should bicyclists always ride?

- A. On a sidewalk.
- B. Hugging the side of the road no matter what.
- C. As close to the side of the road as judged safe by the bicyclist.
- D. In the same lane as traffic.

C. Ride as close to the side of the road as judged safe by the bicyclist.

- However, there may be good reasons for a bike to “take the lane” for making a left turn, dodging road debris, or needing extra space.
- Be prepared to share the *entire* road with bicyclists, if needed.

5. True or False:

Bicyclists have the legal right to ride on the road.

6. True or False:

Bicyclists should use only designated bike lanes and bike paths.

5. True

State law permits bicyclists to ride on roads and streets as long as they follow all the rules.

6. False

Because of limited designated bike paths, bicyclists must ride alongside vehicles on roads and streets.

7. At a stop sign or traffic light before proceeding, a driver should:

- A. Look for cars approaching from the left, right and straight ahead.
- B. Look for pedestrians on sidewalks and about to cross the street.
- C. Look for bicyclists approaching on the road and the sidewalk.
- D. All of the above.

D. All of the above.

- Bicyclists, pedestrians and other road users are often not seen by drivers, so extra caution must be given.
- Be aware of the unique position and behavior of bicyclists to minimize the risk of a car-bike crash.

8. A driver should always be alert to the possibility of a bicyclist:

- A. Riding into the street from a driveway or side street.
- B. Riding alongside parked cars.
- C. Riding against the traffic flow.
- D. All of the above.

D. All of the above.

- Bicyclists can be unpredictable.
- They may swerve to avoid a hazard you cannot see.
- Be aware and alert in all situations.

9. True or False:

Drivers and bicyclists follow different traffic rules.

10. True or False:

Drivers always have the right of way when bicyclists are on the road.

9. False

Sharing the road means sharing all the rules.

10. False

See above. Standard right-of-way rules apply.

Bicycle Safety Video

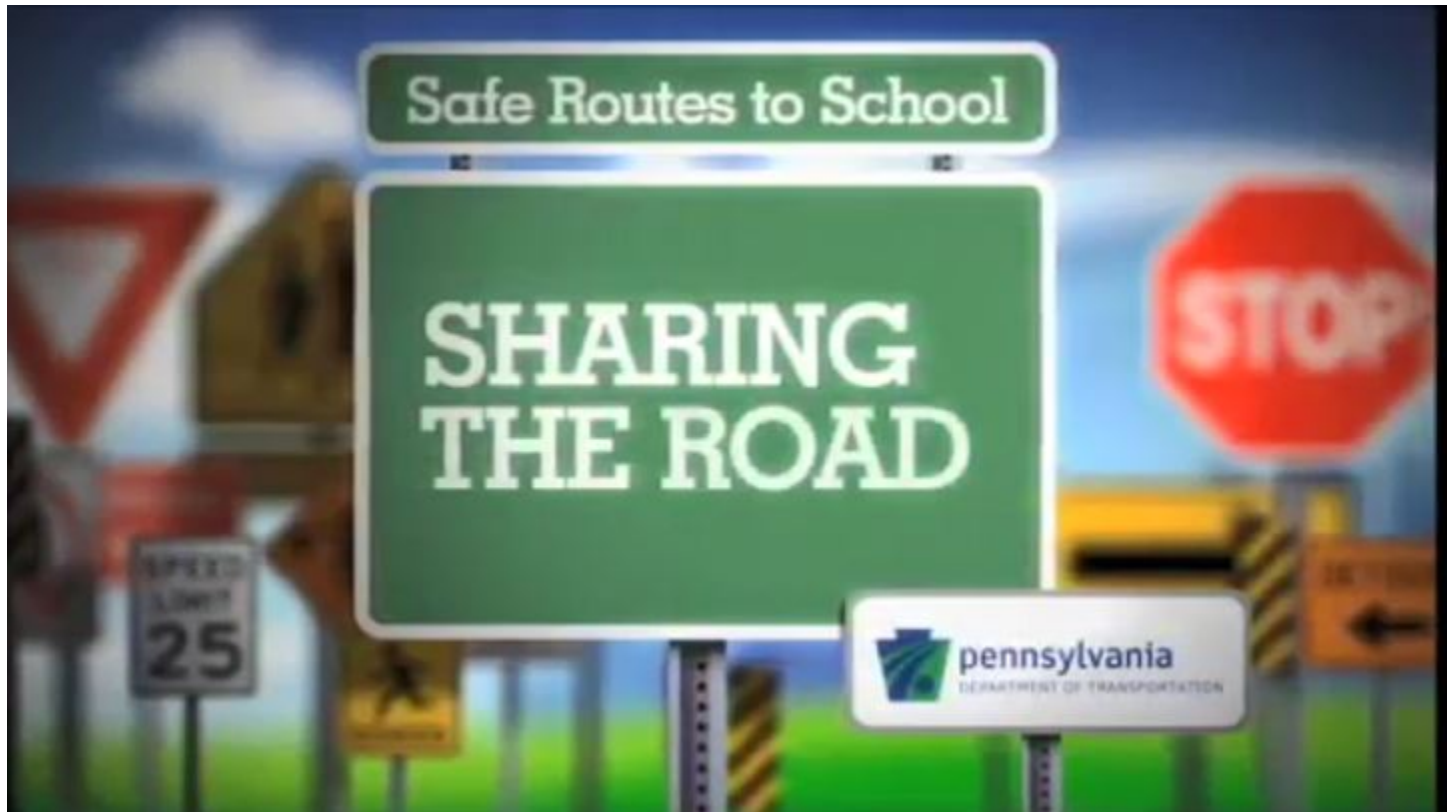
Drivers' Perspective



http://www.youtube.com/watch?feature=player_detailpage&v=S1PXvxh_6MI (Length: 6:51)

Sharing the Road Video

Bicyclists' Perspective



<https://www.youtube.com/watch?v=pW9EsY1RHuQ>